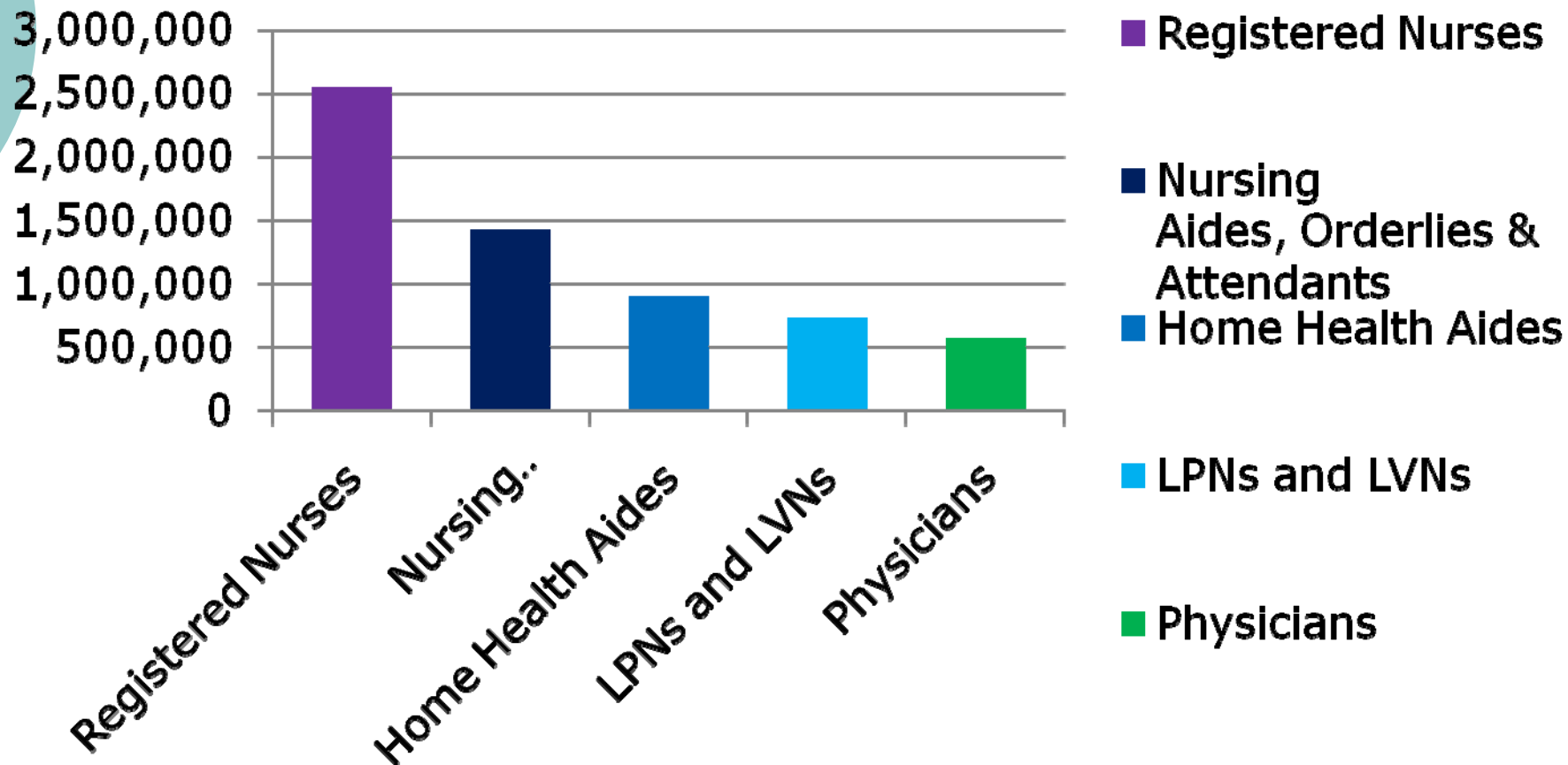


Health Workforce in the United States

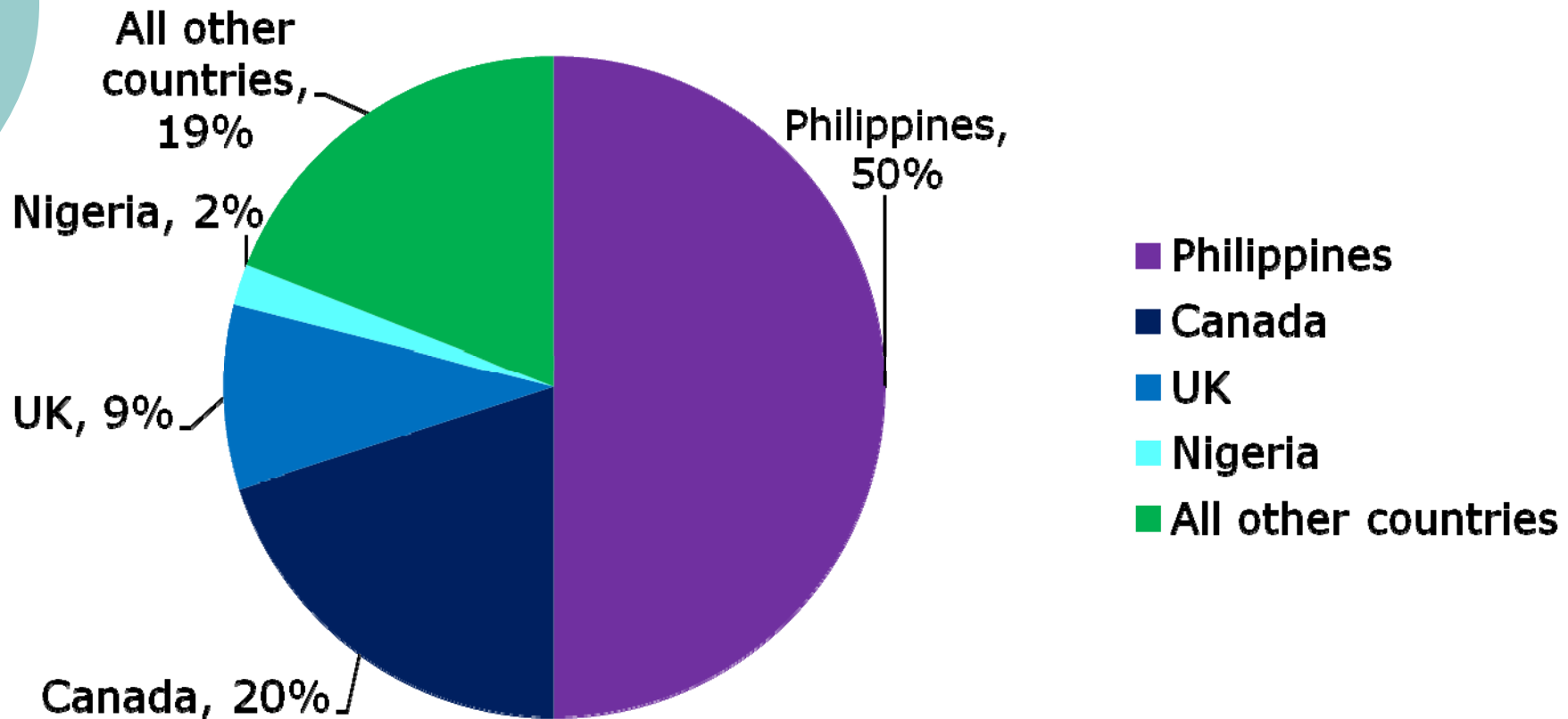
- Over 10.8 million people working in more than 100 different professions
- Range of educational levels
 - Several hours of post-secondary training to receive certification
 - Associates
 - Bachelors
 - Masters
 - Doctorate
 - Post-doctoral work

Employment Numbers in the Top Five Health Professions



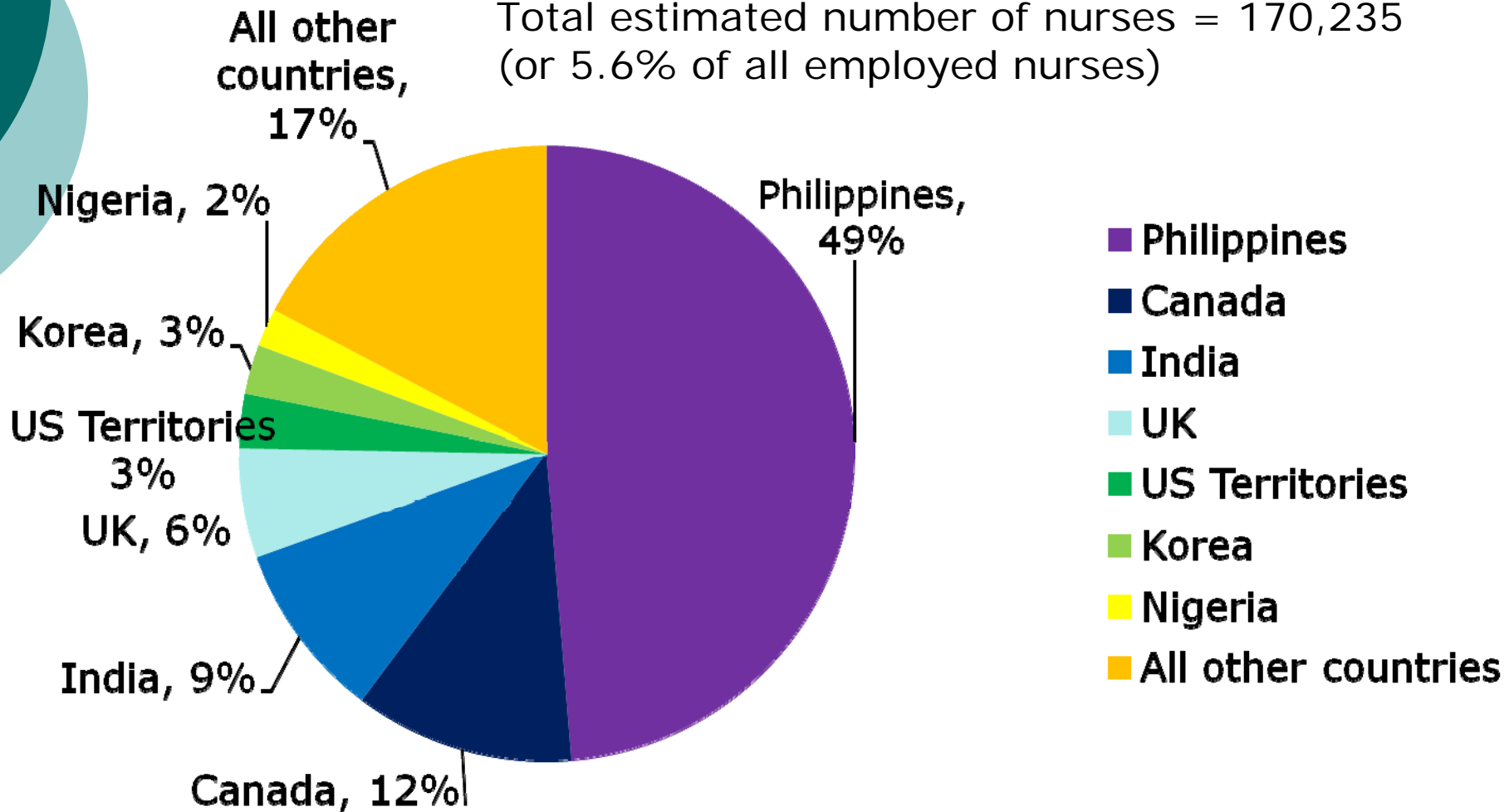
Foreign Trained RNs in US by Country of Initial Nursing Education

Total estimated number of nurses = 100,791
(or 3.7% of all employed nurses)



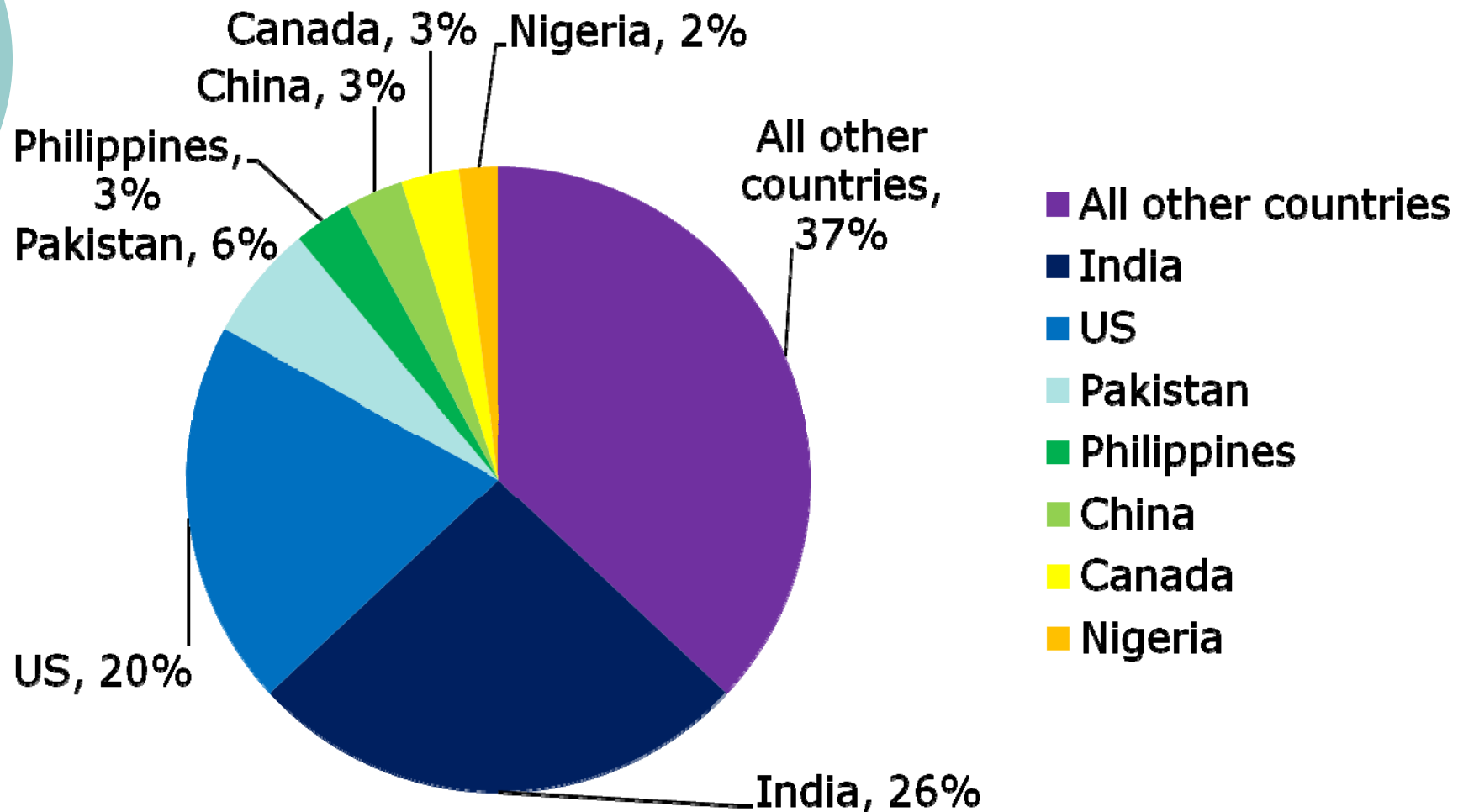
Foreign Trained RNs in US by Country of Initial Nursing Education

Total estimated number of nurses = 170,235
(or 5.6% of all employed nurses)



2008 Standard ECFMG Certificate Recipients by Country of Citizenship

Total number of certificate recipients= 10,275



Geographic Distribution of Foreign Educated Nurses and Physicians in the United States

- Over half of all foreign trained nurses and physicians in the US are located in six states
 - California
 - Florida
 - Illinois
 - New Jersey
 - New York
 - Texas

Workforce Shortages

- Projected workforce shortages
 - The U.S. currently has a shortage of 219,000 nurses, that is projected to be in the hundreds of thousands by 2020
 - 99,000 qualified applicants turned away from RN programs in 2007, primarily due to a lack of faculty to train them
 - A shortage of 22,000 primary care physicians is predicted by 2020
- Aging population projected to:
 - Increase demand for physicians per thousand population from 2.8 in 2000 to 3.1 in 2020
 - Increase demand for registered nurse FTEs per thousand population from 7 in 2000 to 7.5 in 2020



Workforce Program Goals

- Shortages
- Distribution
- Diversity
- Primary Care
- Quality

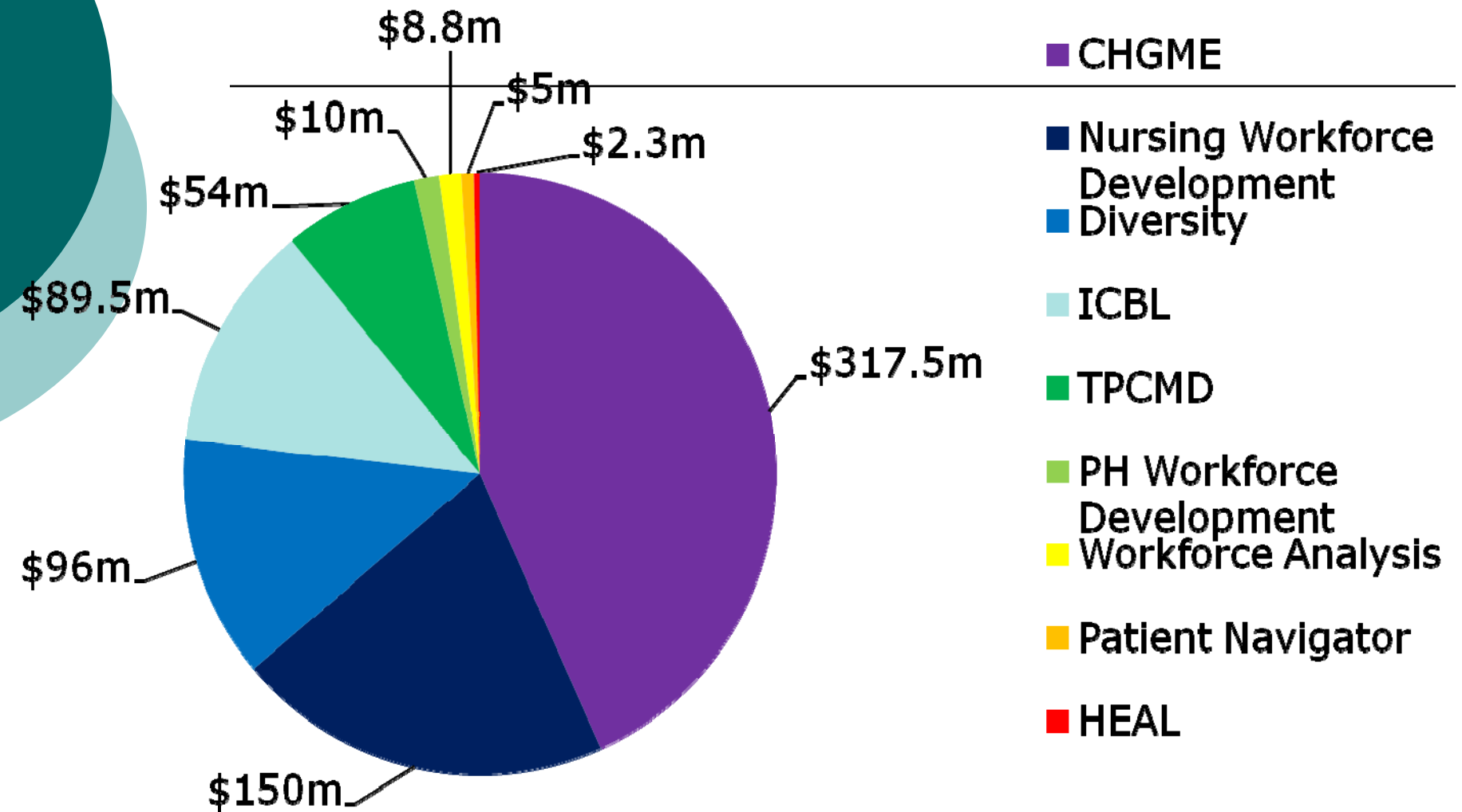
Budget

- FY 2008 Appropriation = \$ 627 M
- FY 2009 Appropriation = \$ 672 M
- FY 2010 Appropriation = \$ 725 M

American Recovery and Reinvestment Act (ARRA)

- \$200 million for Health Professions
 - \$47.6 million for Training in Primary Care Medicine & Dentistry
 - \$10.5 million for Public Health
 - \$39.5 million for Nursing
 - \$52.4 million for Diversity Programs
 - \$1.5 million for Licensure Portability
 - \$50 million for Equipment

President's FY 2011 Budget





BHPr Program Disciplines

- Some of the disciplines covered by BHPr programs include
 - Allopathic & Osteopathic Medicine
 - Nursing
 - Dentistry
 - Mental and Behavioral Health
 - Public Health
 - Chiropractic
 - Physicians Assistants
 - Allied Health



BHPr Programs Targeted at All Levels of Educational Cycle

- Pre-entry
 - Nursing Workforce Diversity
 - Health Careers Opportunities Program
- Undergraduate and Graduate
 - Nursing Education, Practice and Retention
 - Training in Primary Care Medicine and Dentistry
- Student Support
 - Scholarships for Disadvantaged Students
 - Traineeships for Nursing and Public Health



Contact Information

Janet Heinrich, Dr.P.H., R.N.
Associate Administrator

U. S. Department of Health and Human Services (DHHS)
Health Resources and Services Administration (HRSA)
Bureau of Health Professions (BHPr)
301-443-5794 (main)
301-443-2111 (fax)
JHeinrich@HRSA.gov